



# SHURIKEN

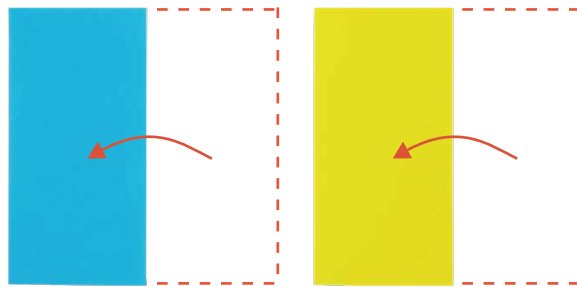


Shuriken is one of the Ninja's basic weapons. They are sharpened hand-held blades made from a variety of items. They have many types, different shapes and designs.

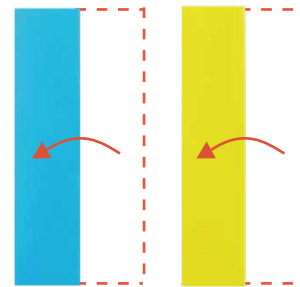
# HOW TO FOLD A SHURIKEN




1. Use two ORIGAMI papers.



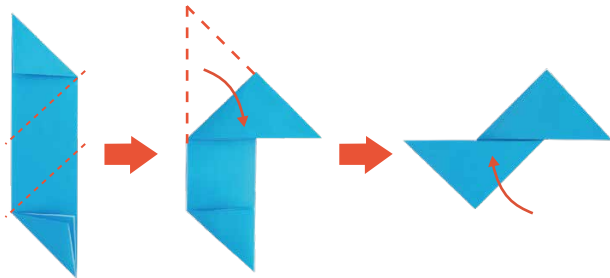
2. Fold in half.



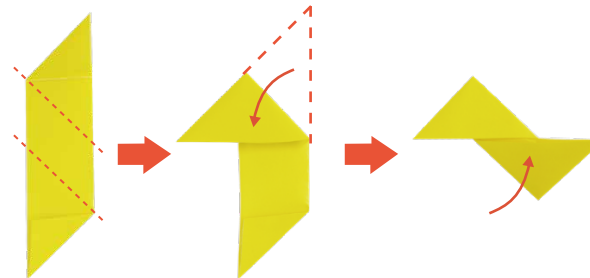
3. Fold in half.



4. Fold the corner.




5. Fold in the dotted line.



6. Turn over.


7. Turn around.



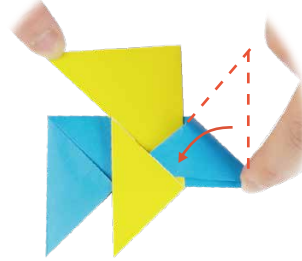
8. Lay the other one on the figure.




9. Tuck it into the pocket.




10. Turn over.




11. Tuck it into the pocket.



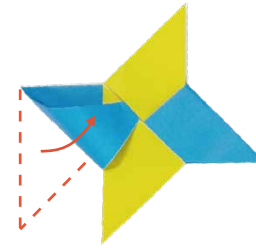
12. Turn over.




13. Tuck it into the pocket.



14. Turn over.



15. Tuck it into the pocket.



COMPLETE